



MODULE 4
CLASSROOM MANAGEMENT
&
YOUTH MINISTRY



Our prayer for gathering



What to Expect This Afternoon...

- Developing Community with Adolescents
- Classroom Management
 - Group Dynamics
 - Small Group Faith Sharing, Facilitation and Witnessing
 - Leading Discussions
 - Discipline
 - Peer Leadership
- Service
- Media

Building Community

“Community” is not only what we do (**activity**),
but who we are (**identity**)
and
how we interact (**relationships**).



Take a step if

Ice Breakers serve a purpose

- Fun--community building
- They move people into groups
- Initiates the topic

Developing Community with Adolescents

- Know them by name
- Show an interest
- Become a listener
- Show Presence


Group Dynamics

- Functions of a group
- How to get the job done or in this case the lesson done well?
- How do we keep community and concern for each participant?




Group Dynamics

What is the best group you belong to or the best set of classes you've attended and why?







The villagers worked hard, but only for themselves.



There was a farmer.

A seamstress.



A doctor.



A carpenter . . .
. . . and many others.



A scholar.



But they had little to do with one another.

A tea merchant.





And when the people saw them enter the village,









“We are making a fire,” said Hok.

“We are making stone soup and we need three round, smooth stones,” said Siew.









The little girl ran home. As she started to take a pot, her mother asked what she was doing.

“The three strangers are making soup from



“I have some salt and pepper!” said the scholar, his eyes big with curiosity. He disappeared and came back with salt and pepper and even a few other spices.













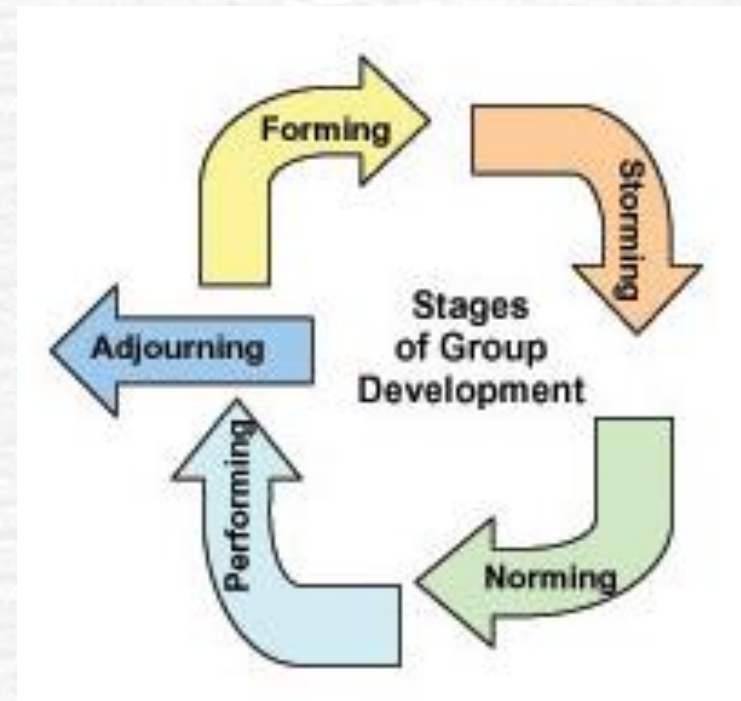


After the banquet, they told stories, sang songs, and celebrated long into the night.



Group Dynamics

- Forming
- Storming
- Norming
- Performing
- Celebrating



Group Dynamics

- How a group develops

- **Forming**



Group Dynamics

- How a group develops

- Storming



Group Dynamics

- How a group develops

- Norming



Group Dynamics

- How a group develops

- Performing



Group Dynamics

- How a group develops

- Celebrating



An argument for same small groups



What is the best group you belong to and why?




- ✔ They get things done
- ✔ Responsibilities are shared
- ✔ Good planning
- ✔ Effective use of time
- ✔ Information is shared!

Maintenance Functions

Maintaining Relationships

- ✓ Encouraging
- ✓ Expressing the groups feelings
- ✓ Harmonizing
- ✓ Compromising
- ✓ Gate Keeping
- ✓ Process Observing



Maintenance Functions

Maintaining Relationships

1. Encouraging

Being friendly, warm and respectful to others;
showing regard for others.

Maintenance Functions

Maintaining Relationships

2. Expressing Group Feelings

Sensing feelings within the group and sharing feelings with others.

Maintenance Functions

Maintaining Relationships

3. Harmonizing

Attempting to reconcile disagreements: reducing tension; getting people to explore differences.

Maintenance Functions

Maintaining Relationships

4. Compromising

When one's own opinion is involved in a conflict, offer a compromise which brings resolution.

Maintenance Functions

Maintaining Relationships

5. Gate Keeping

Attempting to keep communication channels open, inviting everyone to participate, suggesting procedures that permit sharing remarks.

Maintenance Functions


Maintaining Relationships

6. Process Observing

Watching how the group is operating and sharing these perceptions with the group.

Task Functions

Getting the Job done



- **Initiating**
- **Information or Opinion Seeking**
- **Information Giving**
- **Consensus Testing**
- **Summarizing**
- **Clarifying**

Task Functions

Getting the Job done

1. Initiating

Starting the discussion, proposing tasks, goals and actions; suggesting a procedure.

Let's write the ideas we have on the board and analyze them"




Task Functions

Getting the Job done

2. Information Giving

Requesting facts or information about group concerns or opinions.

"How many people are going to attend?"



Task Functions

Getting the Job done

3. Consensus Testing

Checking with the group to see how much agreement has been reached.

"Does anyone object to our doing this?" "Could we go quickly around the room and poll each person?"



Task Functions

Getting the Job done

4. Information Giving

Providing facts or information about group topic or concerns.

"In the past five years, we have had about ten catechumens each Easter."



Task Functions

Getting the Job done

5. Summarizing

Pulling together related ideas; restarting suggestions; offering a decisions or conclusions for group to consider.

Those who have spoken thus far to have made these points.



Task Functions

Getting the Job done

6. Clarifying

Interpreting ideas or suggestions; clarifying issues before the group.

I think what she means is that we do not know if we can afford to send everyone to Confirmation Specialization



Workshop 6

Classroom Management

Discipline (153)

Leading with Love



Youth Believe More of What We Do than of What We Say

- Who were the adults in your life that you admired?
- Did they let you get away with whatever you wanted?
- Or did they set clear limits that helped you learn about yourself and define limits that allowed you to grow?

How Was the Love Jesus has for You Modeled in the Classroom?

- Think back when you were in religious education classes and how you felt and acted.
- How did you react when you were disciplined?
- How did you feel about yourself?
- What others thought about you?

Check Your Attitude at "THE DOOR"

- ☞ Meet with your team before sessions begin and define what your non-negotiable are.
- ☞ At the opening of your first session brainstorm with your teens about behavior guidelines for the classroom
- ☞ Offer suggestions
- ☞ Introduce the non-negotiables
- ☞ Ask every teen to sign the contract

Leading Discussions

- Learn the kids names
- Subject knowledge
- Avoid yes/no questions
- Watch for signs of boredom
- Consider sessions with movement
- Think about all learning types
- Use alternatives to quiet your classroom
- Summarize (check for understanding)



The Shut-Up Alternative

Al—le—lu—ia





The Shut-Up Alternative

Yo-Ho- Yo-Ho

A Christian

Life for me






The Shut-Up Alternative Clap

(once, twice)

When you can
hear my voice





The Shut-Up Alternative

1-2-3

Eyes on me!



The Shut-Up Alternative

And it will be quiet in

5, 4, 3, 2, 1



The Shut-Up Alternative

Confrrrr
MATION




Ducks Fly



Discussion Starters

- ✔ Honest Answers
- ✔ Debate
- ✔ Mutual Invitation Process
- ✔ Whip
- ✔ Popsicle Sticks
- ✔ Pow Wow


Discussion Starters



Hot Potato

Describe youth ministry/group as it was in your day.


More Discussion Starters



Idea competition

Give each group a piece of paper and then ask each group to write as many answers as they can to a question. Which group will have the most answers


More Discussion Starters



Brainstorming


No idea is silly, ask people to come up with a million ideas, large group

More Discussion Starters



Idea Sharing
Ball of yarn


More Discussion Starters



Voting

Nominations Voting

More Discussion Starters



*Check for understanding
In groups of four or five
pass out a piece of paper
and elect a scribe for each
group and...*

Discipline
Leading with Love




Where there is love
little law is necessary

How Was the Love Jesus has for You Modeled in the Classroom?

- Think back when you were in religious education classes and how you felt and acted.
- How did you react when you were disciplined?
- How did you feel about yourself?
- What others thought about you?

The Four Goals of Misbehavior

- 1. To gain attention
- 2. To seek control or power
- 3. To display anger
- 4. To cover inadequacy



What do I do when a teen misbehaves?

- 1. **Attention** Never give attention on demand.
- 2. **Power** Withdraw from the conflict
- 3. **Anger** Look for a win-win situation
- 4. **Inadequacy** Encourage any positive effort you can!



**Disturbed
vs.
Disturbing Behavior**

What would you do?

- The following scenarios depict a potential discipline problem in a session of the Confirmation Process. Discuss with your table some steps a catechist could take to work toward a solution for the issue.

What would you do?

- 1. A young person continually disrupts the class with comments – that are usually pretty humorous. It happens a lot and everyone laughs.

What would you do?

- 2. A young person refuses to take part in small group discussions. The person is not disruptive – but they never want to share.

What would you do?

- 3. A young person constantly comes into class when it is half over. They seem pretty engaged when they are there, but they are consistently late.

What would you do?

- 4. Two young people have gotten into a fight during a break. You and two other catechists had to break it up. It was obviously a jealousy fight over someone else in the class they both like.

What would you do?

- 5. A young person comes into class and you know right away they have either been drinking a lot or taking some kind of drug/medication. They are not able to focus at all.

What would you do?

- 6. A young person comes into class over and over again with signs of abuse.

What would you do?

- 7. A young person comes into session a bit early and asked to talk. You make a appointment for the next day. She shares with you that her under-aged boyfriend slipped something into here soda, and then had sex with her.

What would you do?

- 8. A young person comes into session a bit early and asked to talk. You make a appointment for the next day. She shares with you that her under-aged boyfriend slipped something into here soda, and then had sex with her.

What would you do?

- 9. You're on retreat and you find that some of the teens brought contraband.

What would you do?

- 10. You're at a session and the teens being using words that make you blush (WTF, Hey MF).

Discipline


- First list and go over your non-negotiable and ask everyone to live up to these guidelines. (if one cannot agree to it, they need to see the director)
- With the candidates develop a Code of Conduct. Let them develop it. Type, distribute it and refer to it when things are not going well. There must be your non negotiable

Model the Love Jesus has for youth through Positive Discipline

- ✔ Be a Name Dropper
- ✔ Promote Participation
- ✔ Affirm What's Working
- ✔ Be Patient and Persistent
- ✔ Keep Problems Simple and Response Focused
- ✔ Use Subtle Cues
- ✔ Make exceptions for Circumstances
- ✔ Do the Unexpected
- ✔ Laughter Can be Good Medicine
- ✔ Establish a "NO Put Down" Policy

Remember

- Remember the "Jello Principle"
- Keep Cool and Take Time Out
- Create a "Love" File
- Be Patient and Realistic



Peer Leadership

- What is the purpose of Peer Ministry in the Confirmation Preparation Process?
- What does Peer Ministry look like in YOUR parish?

Peer Responsibilities

- ✔ Physical Responsibilities
- ✔ Program Responsibilities
- ✔ People Responsibilities
- ✔ Spiritual Responsibilities

Physical Responsibilities

- Helping with set up or clean up
- Serving refreshments
- Handling sign-ins/attendance/registration
- Passing out papers, pencils, etc.

Program Responsibilities

- ☛ Skits
- ☛ Leading/playing music
- ☛ Lectoring
- ☛ Eucharistic Ministers
- ☛ Making announcements
- ☛ Leading ice breakers/community building

People Responsibilities

- ✔ Youth Leadership positions
- ✔ Assisting in classes or small groups with an adult facilitator
- ✔ Evangelization

Spiritual Responsibilities

- ☛ Leading catechetical sessions
- ☛ Giving witness talks and reflections
- ☛ Helping create program content



Justice and Service


In the

Confirmation

Preparation


Process





Reflect on an experience that
you have had that has
transformed your vision of
Service & Justice.

Share with one other person at
your table about your
experience.



Justice

What it IS...

- ☞ **Justice is the virtue that gives to each person his or her own**
 - ☞ **It is the minimum - the least we can do!**
- ☞ **Justice means being in right relationship to God, to your family, to your neighbor, to others across the world, to the environment.**
- ☞ **Justice is what the Catholic Church calls us to live.**

SERVICE

What it IS...

- ✔ **Service is an integral component of the Confirmation Preparation Process**
- ✔ **A VARIETY of service opportunities are available for youth**
- ✔ **Service and peace/justice catechesis permeates the Confirmation Prep. Process**
- ✔ **Sufficient reflection is provided post-service**
- ✔ **Service opportunities include parish-based and outside facilities (including high school) and include both “feet” of Social Justice**

Service in the Confirmation Process is ineffective, if:

- **Service is a hoop to jump through to “get” confirmed**
- **Youth have to do a 20 (or 30 or whatever) hours of service**
- **Service and peace/justice catechesis is just done once and it is over**
- **Just get a supervisor to sign off and it’s done**
- **Only service done in the parish “counts” and only if it is direct service**
- **Service a youth does for their High School does NOT “count”**

The Two feet of Social Justice

Advocacy:
Addressing
Causes and
Working
for change



Action:
Direct
Service

Choosing an Issue of Injustice

- Is it doable? Can teens make a difference in this injustice?
- Is it compelling? Does it capture the hearts and imaginations of your teens?
- Is it urgent? Do people need your teens to help NOW because their needs are so desperate?

STEPS FOR 'DOING' SERVICE

- ✔ NAMING YOUR GIFTS
- ✔ CHOOSING YOUR MINISTRY
- ✔ CREATING OBJECTIVES
- ✔ KEEPING A JOURNAL
- ✔ FOLLOWING-UP



Naming Your Gifts



- What interests you?
- What theme of Catholic Social Teaching motivates you?
- What are you good at?
- What do you have to offer a service organization?

Choosing your ministry

- ☞ What volunteer activities appeal to you?
- ☞ What is your availability and schedule?
- ☞ What do you hope to learn or experience by doing service?
- ☞ What fears or hesitancy do you have?
- ☞ Who are people that can help you choose your ministry?



Creating Objectives



- Before you start service, finish this statement (apply it to yourself at the end of your service) and write it down:

“I will be able to _____.”

- Do this mid-way through your service.

Keeping a Journal

- ☞ Record your experiences.
 - Important things I did today....
 - Something some one said was....
 - One way I experienced God's presence was...
- ☞ Reflect on Scripture
- ☞ Take Pictures!



Following Up



- ☞ Keep contacts (names and phone numbers)
- ☞ Record the most memorable moments of your service.
- ☞ Note if (and how) your ideas/feelings about service have changed.

Media literacy definition

- Media Literacy is a 21st century approach to education. It provides a framework to access, analyze, evaluate and create messages in a variety of forms – from print to video to the Internet. Media literacy builds an understanding of the role of media in society as well as essential skills of inquiry and self-expression necessary for citizens of a democracy.



**So, for those of us
who create parts of
the Confirmation process...**

Media Literacy is
empowering youth to
view, listen & surf
with a Christian lens.



Using Media in the Confirmation Process

- Because media are all pervasive in our world, it would be irresponsible NOT to bring the media, their products and messages into our teaching and learning about faith, morals and values in the twenty-first century. –Media Mindfulness (p 10)

USING MEDIA



- Preview
- Prepare
- Present
- Follow-up
- Evaluate

PREVIEW



- Always, always, always preview the whole piece yourself, even when you are just using a clip!

PREPARE



- Make sure equipment is functioning, lighting is appropriate and seating is available.

PRESENT

- Present the particular movie, music, TV show, etc.



FOLLOW-UP



- Be sure to follow up with the teens, especially in the context of media mindfulness.
- Ask lots of questions and encourage the youth to ask questions as well.

EVALUATE

Get opinions of

- Facilitators
- Participants
- Yourself





Popular
Songs,
Movies, etc.

USES OF POPULAR SONGS

- ✓ **Prayer**
- ✓ **Focus of a Catechetical Session**
- ✓ **Discussion Starters**
- ✓ **Reflection**
- ✓ **When appropriate, during liturgy**

Uses of Movies

- ☞ To make a point in a presentation
- ☞ To begin a discussion
- ☞ In its entirety – as part of a retreat or long session
- ☞ To grab attention

Example:

Finding Nemo

- ☞ Session: Parable of lost sheep (Luke 15: 1-7)
- ☞ Use –chapter 17 (of the film) as focus and then again after breaking open the Word – as discussion starter

<http://www.thesource4ym.com/videoclips>

The screenshot shows a Mozilla Firefox browser window with the address bar displaying <http://www.thesource4ym.com/videoclips/>. The website header features the logo "The Source FOR YOUTH MINISTRY" and the tagline "HELPING YOUTH WORKERS REACH KIDS". A search bar is located in the top right corner. Below the header is a navigation menu with links for "FREE RESOURCES & IDEAS", "ARTICLES & HOW TO'S", "RECOMMENDED", "SEND THIS PAGE TO A FRIEND", "HOME", "ABOUT US", "CONTACT US", "THE ONLY RESOURCES FOR SALE", and "HELP".

The main content area is titled "Movie Clip Discussions" and includes the text: "Biblical discussions using clips from movies teenagers watch". Below this is a yellow button labeled "ADD AN IDEA!". A blue box contains the text: "Media speaks loudly to kids. We can ignore that, or respond to the culture like Paul did in Acts 17 and use it to open doors. If you are looking for movie clip ideas that will kick off a discussion or illustrate a given point, you've come to the right place!".

A note at the bottom of the page states: "Note: Many of these clips are ready for you to just rent and play a scene. Unfortunately, some of these clips need to be cued perfectly or edited to make them appropriate for your audience. Some clips contain objectionable material or are rated 'R.' Please use discretion while viewing and, most importantly, while showing these clips. (use rental companies like Clean Films or consult movie review sites such as SCREENIT.COM)".

On the right side of the page, there is a promotional graphic for "10 MINUTE TALKS" by Jonathan McKee, with the text "ORDER TODAY AND GET FREE SHIPPING ON ALL ORDERS PLACED IN THE U.S. (CLICK HERE)". Below this is a graphic for "The Source FOR YOUTH MINISTRY podcast".

http://www.commonsemmedia.org/

Reviews and Ratings for Families - Movies, TV, Web Sites, Games, Books and Music | Common Sense Media - Mozilla Firefox

File Edit View History Bookmarks Tools Help

http://www.commonsemmedia.org/

https://www.virtusonl... Most Visited YouSendIt - Send larg... Holy Family Church Holy Family Work Order NPM Planning Calendar Google Scholar Yahoo! Gmail - Inbox - 58suns... Download and listen t...

Reviews and Ratings for Families - M...

common sense
media

Find Reviews By Age Parent Advice Educators About Us Donate Log in or Register

Movies | Games | Web sites | TV | Books | Music

NEW! Personalize our site for your kids

Is *The Beatles: Rock Band* a game changer for families?
The Fab Four generation is about to go gamer. Yeah, yeah, yeah!

Wizards Star in Weekend TV Movie Rules of the Road for Texting

Most Popular with Members

YouTube
Parents Rate It
Kids Rate It

Browse for Reviews **New Reviews & Advice for You**

Movies (3,346)
In Theaters Now (80)
On DVD (3,266)
Movies by Genre (3,346)
We Recommend (2,435)
Recommended Lists (136)

In Theaters & Coming Soon

Advice for Parents & Educators
You Too Can YouTube: How to Upload a Video

www.godtube.com/

GodTube

Music Artist Directory Ministry Movies Inspirational Comedy Cute Devotionals More

“Excellent customer service. Very flexible form builder!”
Matt Masson - 123ContactForm client

123 Contact Form
FREE SIGNUP

Sign In | Sign Up
UPLOAD YOUR VIDEO

123 Contact Form

“Excellent customer service. Very flexible form builder!”

FREE SIGNUP

CHRISTIAN VIDEOS Like 1.7m

MUST-SEE VIDEO:
Jeanne Robertson Warns Us To Never Take The Hotel Room Key. LOL!

If you ever need a good laugh, just look to Jeanne Robertson. Her cautionary tale of the dangers of keeping hotel keys will have you LOLing for days. Thank you for sharing your wonderful gift of laughter with the world!

Want GodTube Must-See Videos in Your Inbox?

GodTube Must-See Videos

More Newsletters

Enter your email address

GodTube Must-See Videos

Enter your email address

In addition to your newsletter updates and special offers, you will receive...
[Privacy Policy / Terms of Service](#)

GET MORE SPECIAL OFFERS
THIS IN YOUR INBOX

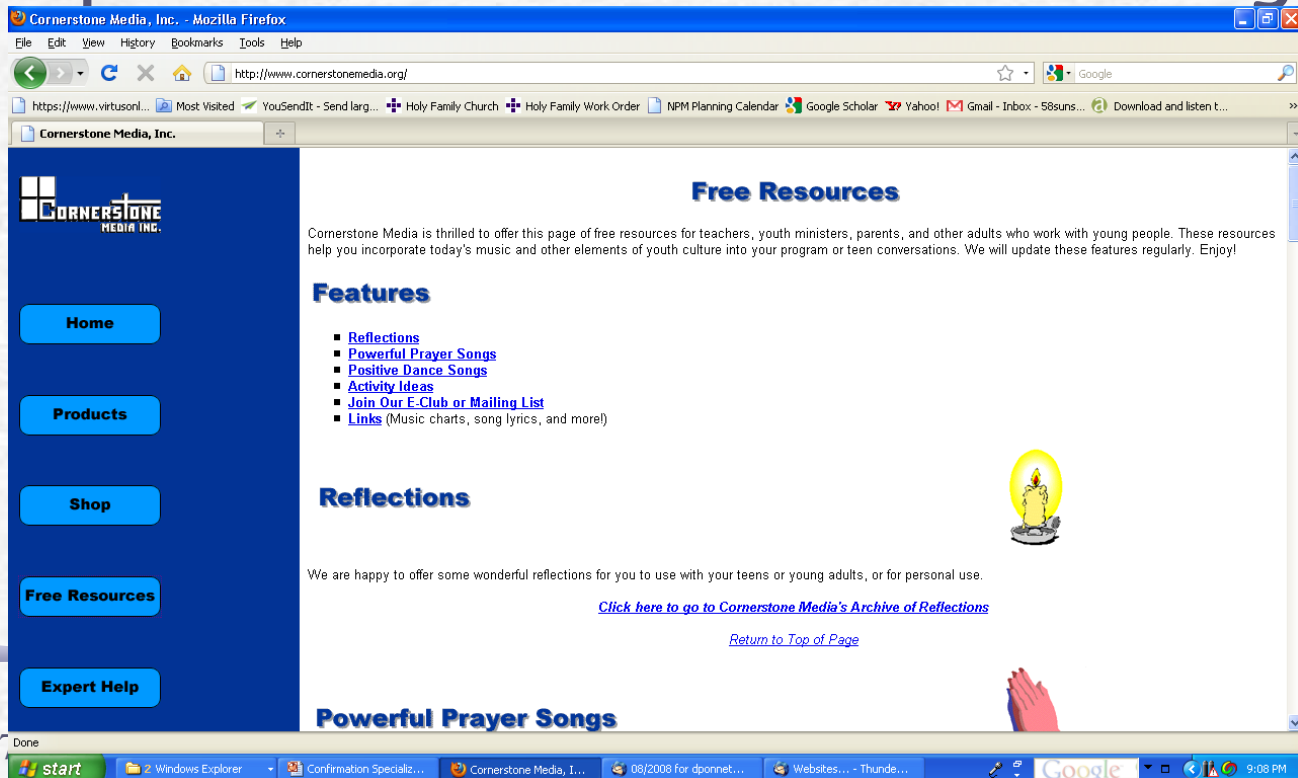
Sign Up for our daily email updates and special offers on videos everyone is talking about!

Enter your email address

In addition to your newsletter updates and special offers, you will receive...
[Privacy Policy / Terms of Service](#)

Knowing the Media of Youth

<http://www.cornerstonemedia.org/>



The screenshot shows a Mozilla Firefox browser window displaying the website for Cornerstone Media, Inc. The browser's address bar shows the URL <http://www.cornerstonemedia.org/>. The website has a blue sidebar on the left with navigation buttons for Home, Products, Shop, Free Resources, and Expert Help. The main content area is white and features a "Free Resources" section with a description and a list of features including Reflections, Powerful Prayer Songs, Positive Dance Songs, Activity Ideas, and a link to join the E-Club or mailing list. Below this is a "Reflections" section with a small image of a person in prayer and a link to the archive of reflections. At the bottom, the "Powerful Prayer Songs" section is partially visible.

Cornerstone Media, Inc. - Mozilla Firefox

File Edit View History Bookmarks Tools Help

<http://www.cornerstonemedia.org/>

Cornerstone Media, Inc.

CORNERSTONE MEDIA INC.


Free Resources

Cornerstone Media is thrilled to offer this page of free resources for teachers, youth ministers, parents, and other adults who work with young people. These resources help you incorporate today's music and other elements of youth culture into your program or teen conversations. We will update these features regularly. Enjoy!

Features

- [Reflections](#)
- [Powerful Prayer Songs](#)
- [Positive Dance Songs](#)
- [Activity Ideas](#)
- [Join Our E-Club or Mailing List](#)
- [Links](#) (Music charts, song lyrics, and more!)

Reflections



We are happy to offer some wonderful reflections for you to use with your teens or young adults, or for personal use.

[Click here to go to Cornerstone Media's Archive of Reflections](#)

[Return to Top of Page](#)

Powerful Prayer Songs

Social Media

- Teens are connecting on social media
- Must be appropriate
- Know your parish's social media communication policy before you connect with teens



Questions

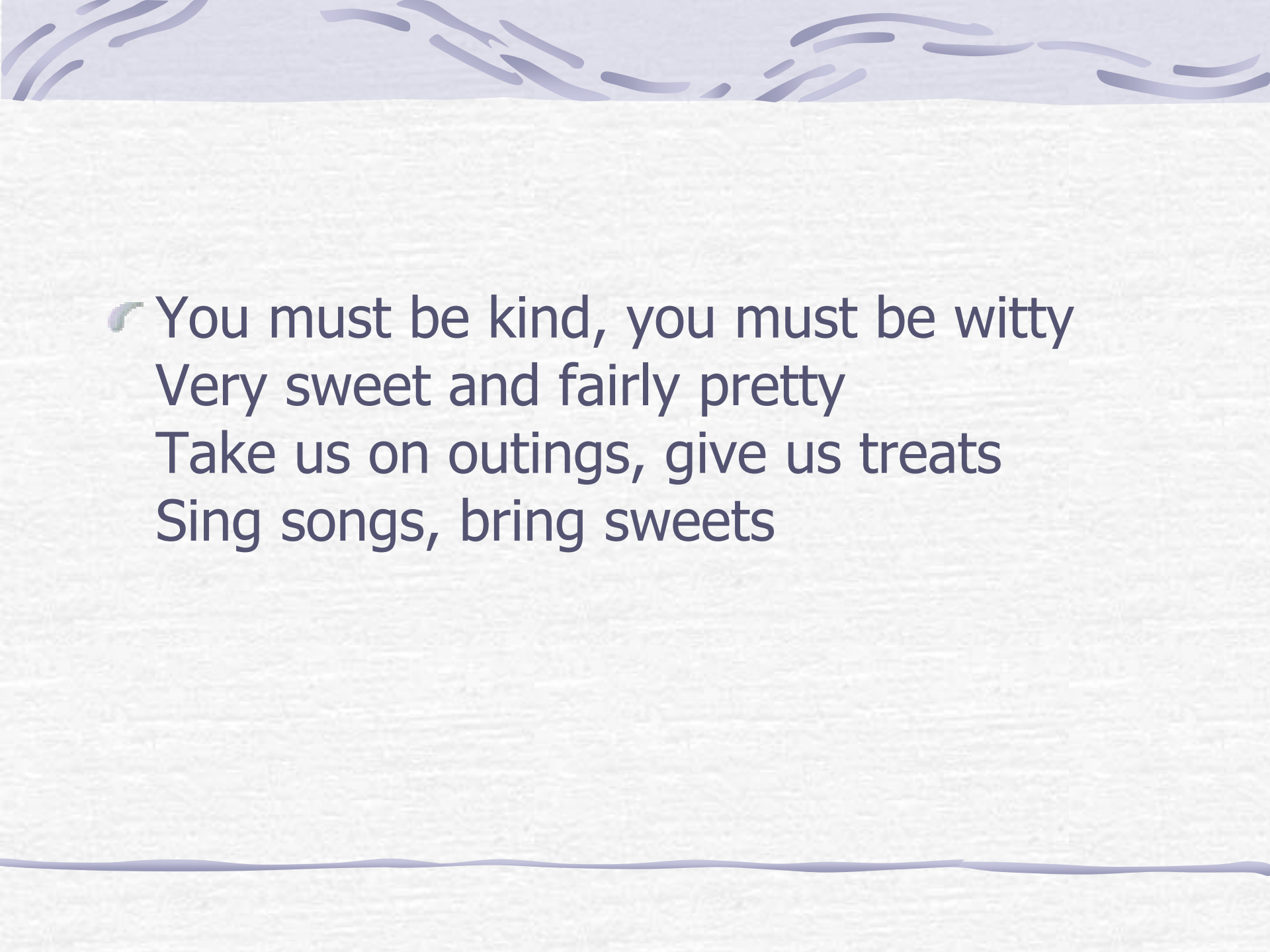


Don't leave home without um

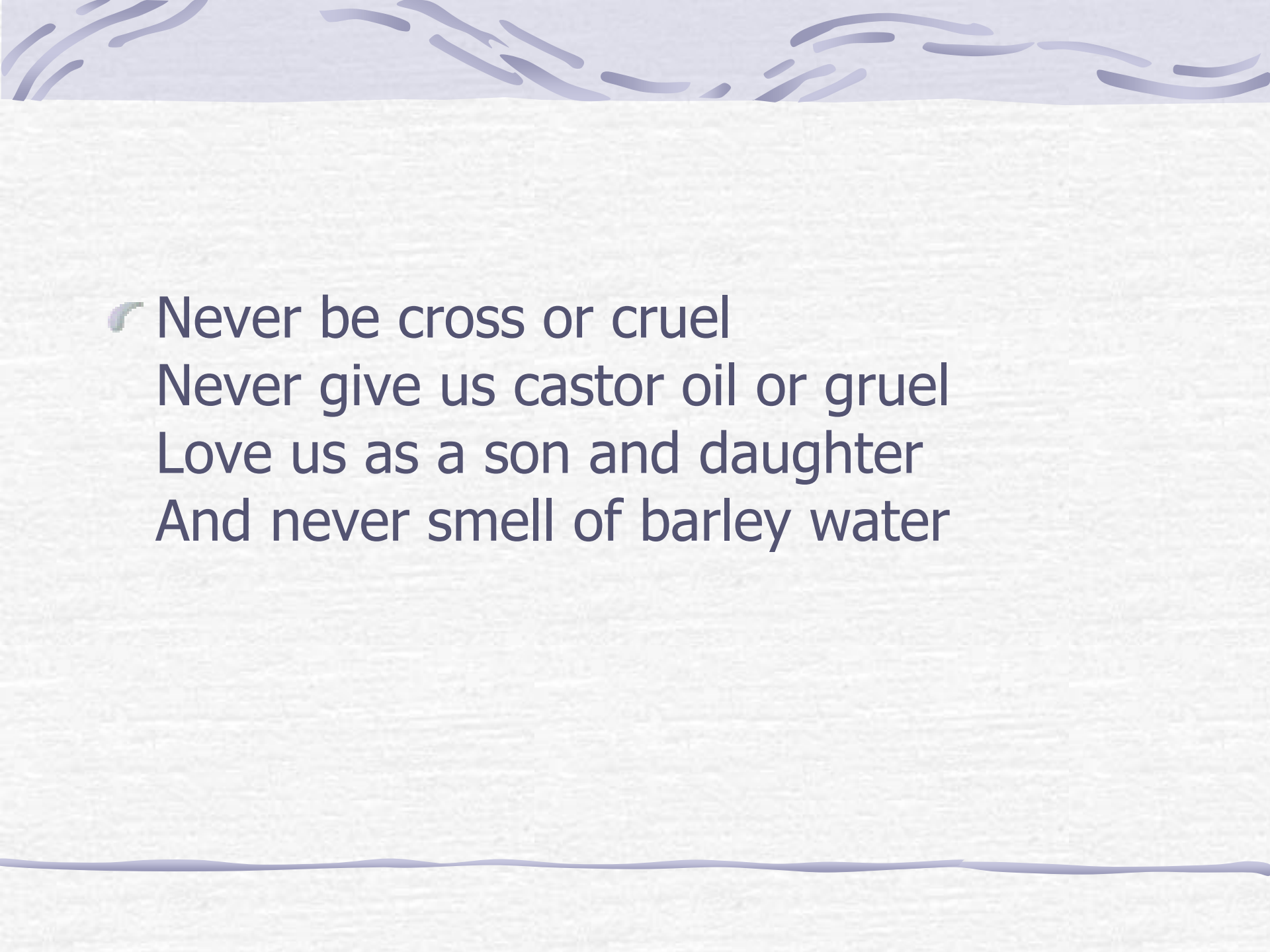
- ✓ Blue Masking tape
- ✓ Pens etc
- ✓ Your lesson plans and resources
- ✓ Scissors
- ✓ Matches
- ✓ Ipod and speakers

The Nanny Song

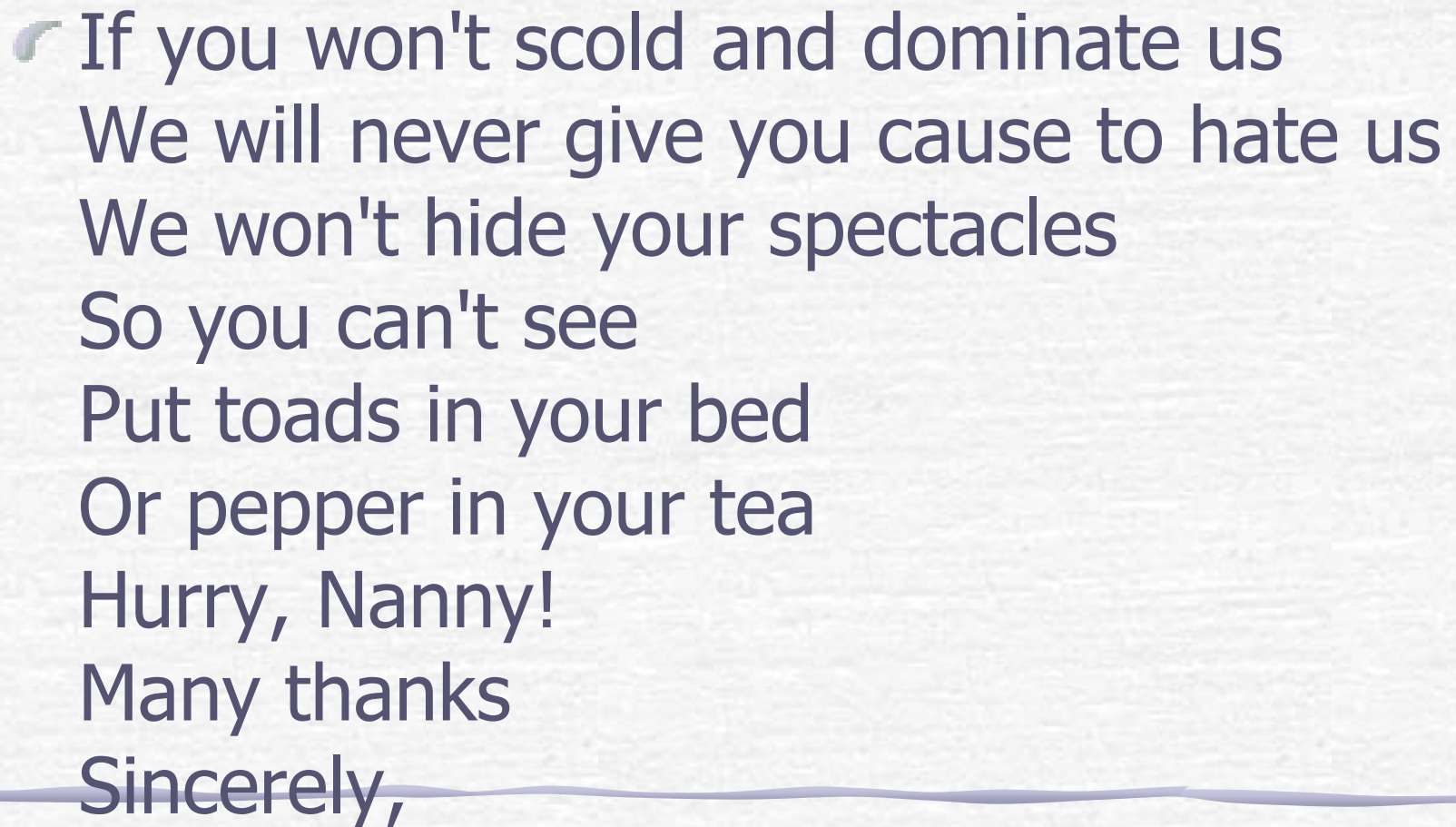
- If you want this choice position
Have a cheery disposition
Rosy cheeks, no warts!
Play games, all sort



• You must be kind, you must be witty
Very sweet and fairly pretty
Take us on outings, give us treats
Sing songs, bring sweets



Never be cross or cruel
Never give us castor oil or gruel
Love us as a son and daughter
And never smell of barley water



• If you won't scold and dominate us
We will never give you cause to hate us
We won't hide your spectacles
So you can't see
Put toads in your bed
Or pepper in your tea
Hurry, Nanny!
Many thanks
Sincerely,

Closing Prayer

